

KBPC25005 THRU KBPC2510

GLASS PASSIVATED SINGLE-PHASE BRIDGE RECTIFIER

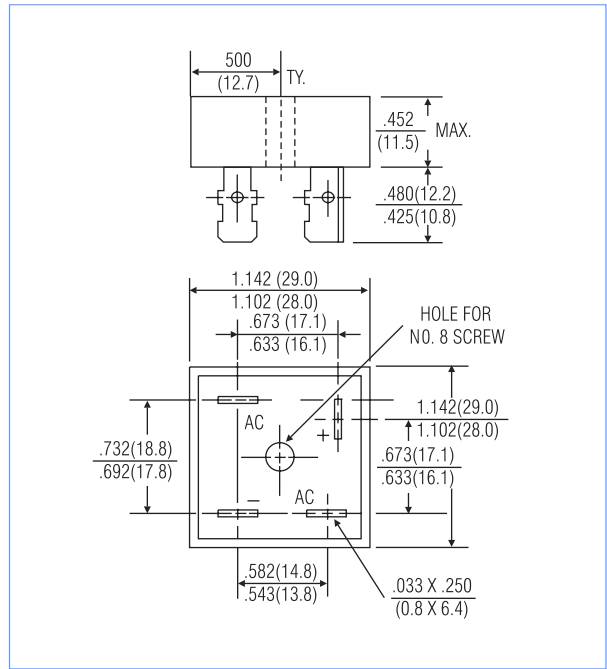
50 to 1000 Volts 2 5.0Amperes KBPC Unit : inch (mm)

FEATURES

- * Plastic package has Underwriters Laboratory Flammability Classification 94V-0
- * High surge current capability
- * UL file number: E252843
- * High temperature soldering guaranteed: 250°C /10 seconds at 5 lbs.(2.3kg)tension

MECHANICAL DATA

Case: Molded plastic body
 Terminals: plated leads solderable per MIL-STD-750, Method 2026
 Mounting position: Any
 Mounting Torque: 5in.-lb.max.
 Weight: 0.15 ounce, 4.0grams



MAXIMUM RATINGS AND ELECTRICAL CHARACTERISTICS

Maximum Ratings & Electrical Characteristics Ratings at 25 °C ambient temperature unless otherwise specified

	SYMBOLS	KBPC 25005	KBPC 2501	KBPC 2502	KBPC 2504	KBPC 2506	KBPC 2508	KBPC 2510	UNITS
最大可重复峰值反向电压 Maximum recurrent peak reverse voltage	VRRM	50	100	200	400	600	800	1000	Volts
最大均方根电压 Maximum rms Input voltage	VRMS	35	70	140	280	420	560	700	Volts
最大直流阻断电压 Maximum dc blocking voltage	VDC	50	100	200	400	600	800	1000	Volts
最大正向平均整流电流 Maximum average forward output rectified	I(AV)	25.0							Amp
正向峰值浪涌电流 8.3ms 单一正弦半波 Peak forward surge current 8.3ms single half sine-wave	IFSM	350							Amps
最大正向电压降 Maximum forward voltage drop per element at 15A DC	VF	1.05							Volts
最大反向漏电流 Maximum reverse current	IR	5.0 5.0							μ Amps
工作温度和存储温度 Operating and storage temperature range	TJ, TSTG	-55 to + 125							°C

KBPC25005 THRU KBPC2510

RATING AND CHARACTERISTIC OUTPUT

Fig. 1 Derating Curve for Output Rectified Current

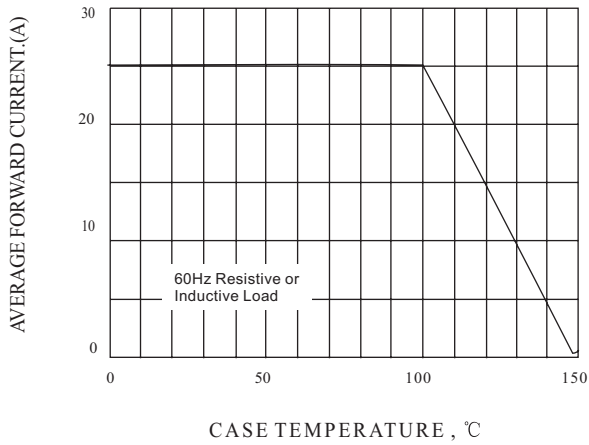


FIG.2 MAXIMUM NON-REPETITIVE PEAK FORWARD SURGE CURRENT

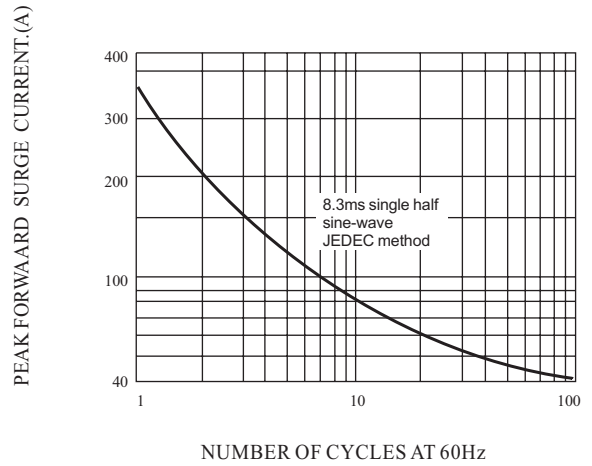


FIG.3 TYPICAL INSTANTANEOUS FORWARD CHARACTERISTICS

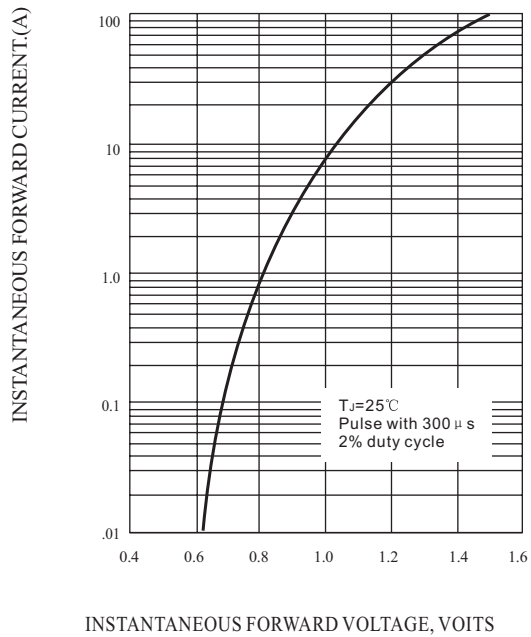


FIG.4-TYPICAL FEVERSE CHARACTERISTICS AT T_J=25°C

